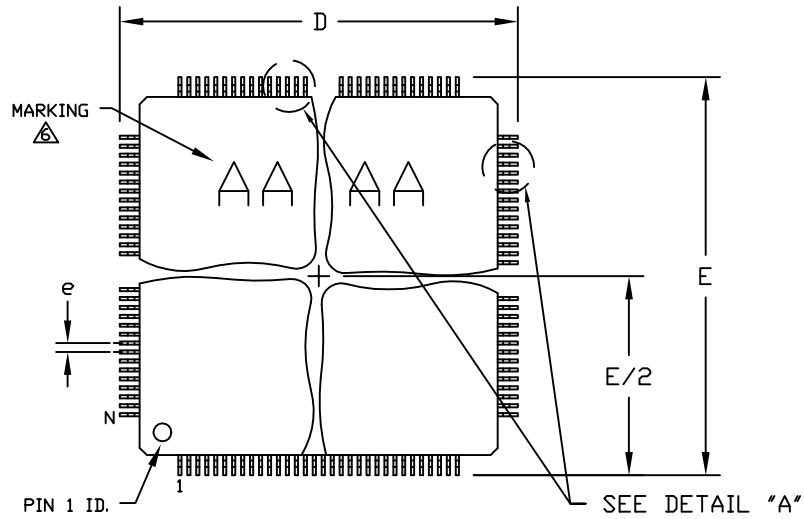
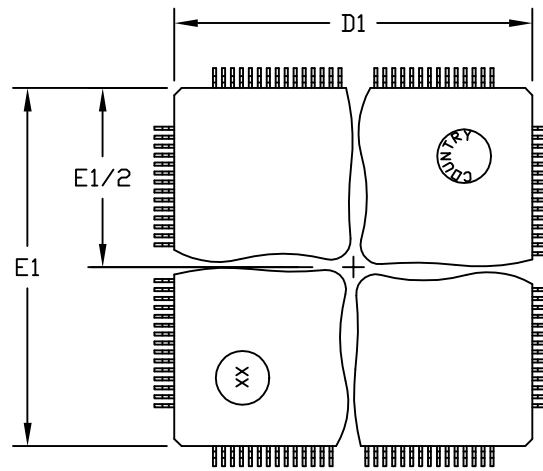


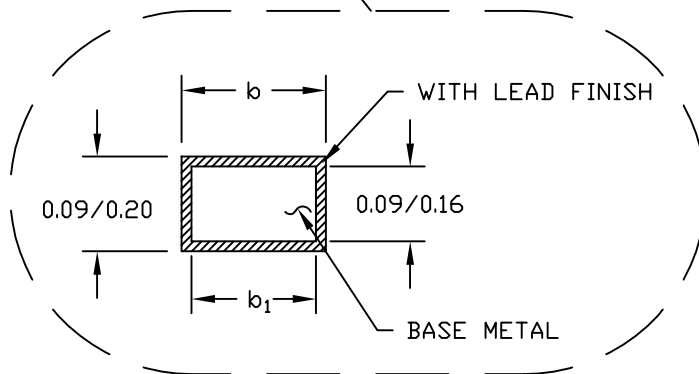
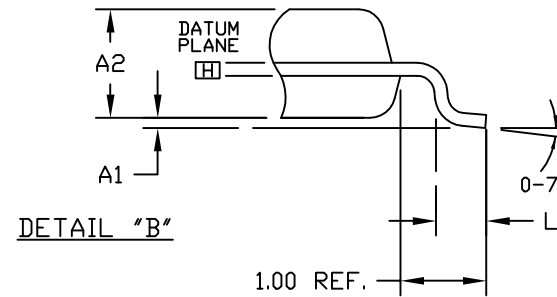
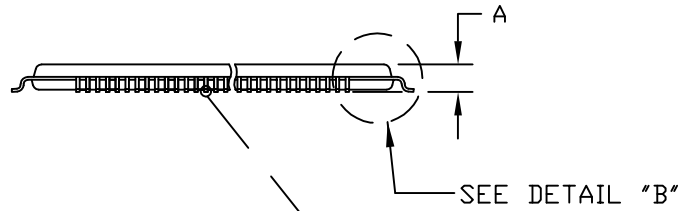
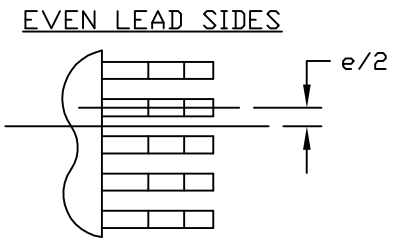
TOP VIEW



BOTTOM VIEW



DETAIL "A"



-DRAWING NOT TO SCALE-

MAXIM			
TITLE: PACKAGE OUTLINE, 144L TQFP, 20x20x1.0mm			
APPROVAL	DOCUMENT CONTROL NO.	REV.	1/2
	21-0087	C	

NOTES:

1. ALL DIMENSIONING AND TOLERANCING CONFORM TO ANSI Y14.5-1982.
2. DATUM PLANE [H] LOCATED AT MOLD PARTING LINE AND COINCIDENT WITH LEAD, WHERE LEAD EXITS PLASTIC BODY AT BOTTOM OF PARTING LINE.
3. DIMENSIONS D1 AND E1 DO NOT INCLUDE MOLD PROTRUSION. ALLOWABLE MOLD PROTRUSION IS 0.254 MM ON D1 AND E1 DIMENSIONS.
4. THE TOP OF PACKAGE IS SMALLER THAN THE BOTTOM OF PACKAGE BY 0.15 MILLIMETERS.
5. DIMENSION b DOES NOT INCLUDE DAMBAR PROTRUSION. ALLOWABLE DAMBAR PROTRUSION SHALL BE 0.08mm TOTAL IN EXCESS OF THE b DIMENSION AT MAXIMUM MATERIAL CONDITION.
6. MARKING IS FOR PACKAGE ORIENTATION REFERENCE ONLY.
7. THIS OUTLINE CONFORMS TO JEDEC PUBLICATION 95 REGISTRATION MS-026.
8. LEADS SHALL BE COPLANAR WITHIN 0.08mm.
9. ALL DIMENSIONS APPLY TO BOTH LEADED (-) AND PbFREE (+) PACKAGE CODES.

SYMBOL	TQFP PACKAGE VARIATION ALL DIMENSIONS IN MILLIMETERS	
	144L, 20x20x1.0	
	MIN.	MAX.
A	\approx	1.20
A ₁	0.05	0.15
A ₂	0.95	1.05
D	21.80	22.20
D ₁	19.80	20.20
E	21.80	22.20
E ₁	19.80	20.20
L	0.45	0.75
N	144	
e	0.50 BSC	
b	0.17	0.27
b1	0.17	0.23
Pkg. codes: C144-1; C144-2		



TITLE:
PACKAGE OUTLINE,
144L TQFP, 20x20x1.0mm

APPROVAL	DOCUMENT CONTROL NO. 21-0087	REV. C	2/2
----------	---------------------------------	-----------	-----