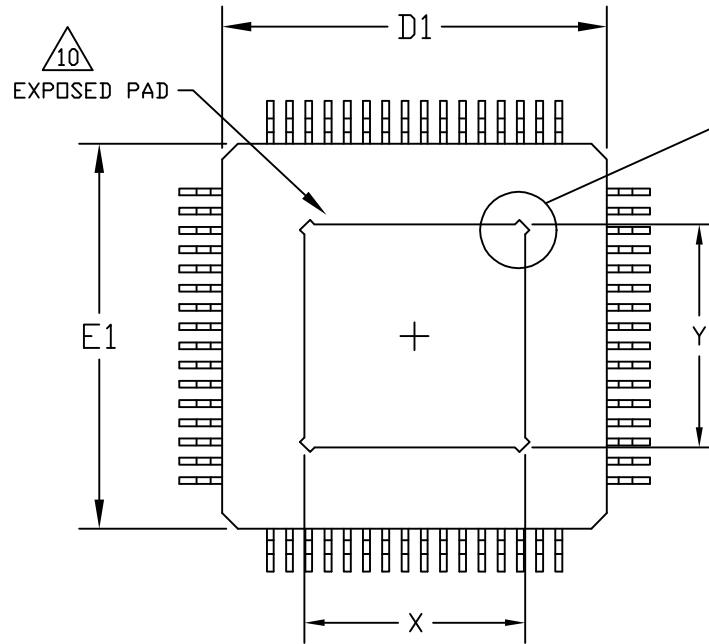
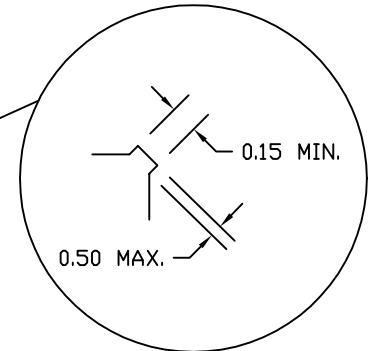


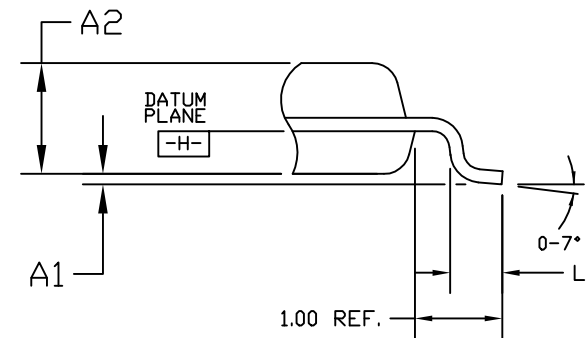
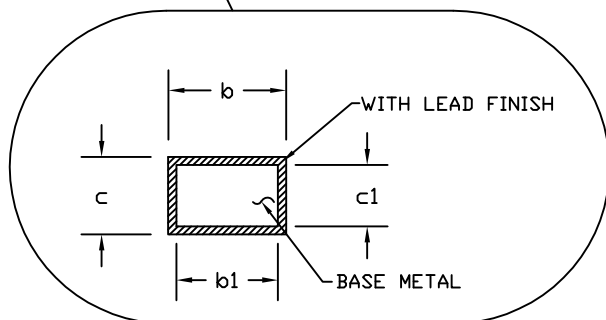
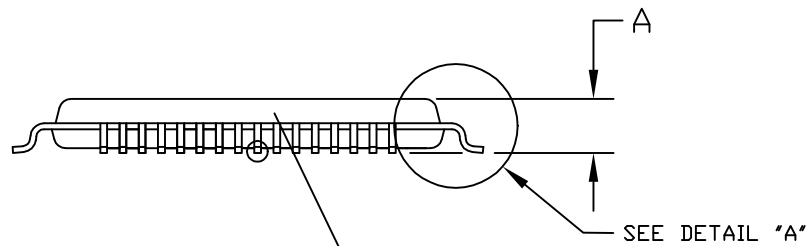
TOP VIEW



BOTTOM VIEW



EXPOSED PAD
CORNER TAB DETAIL



DETAIL "A"

-DRAWING NOT TO SCALE-



TITLE: PACKAGE OUTLINE,
64L TQFP, 10x10x1.0mm EP OPTION

| | | | |
|----------|---------------------------------|-----------|-----|
| APPROVAL | DOCUMENT CONTROL NO. 21-0084 | REV. C | 1/2 |
|----------|---------------------------------|-----------|-----|

NOTES:

1. ALL DIMENSIONS AND TOLERANCING CONFORM TO ANSI Y14.5-1982.
2. DATUM PLANE -H- IS LOCATED AT MOLD PARTING LINE AND COINCIDENT WITH LEAD, WHERE LEAD EXITS PLASTIC BODY AT BOTTOM OF PARTING LINE.
3. DIMENSIONS D1 AND E1 DO NOT INCLUDE MOLD PROTRUSION. ALLOWABLE MOLD PROTRUSION IS 0.25 MM ON D1 AND E1 DIMENSIONS.
4. THE TOP OF PACKAGE IS SMALLER THAN THE BOTTOM OF PACKAGE BY 0.15 MILLIMETERS.
5. DIMENSION b DOES NOT INCLUDE DAMBAR PROTRUSION. ALLOWABLE DAMBAR PROTRUSION SHALL BE 0.08 MM TOTAL IN EXCESS OF THE b DIMENSION AT MAXIMUM MATERIAL CONDITION.
6. CONTROLLING DIMENSION: MILLIMETER.
7. THIS OUTLINE CONFORMS TO JEDEC PUBLICATION 95 REGISTRATION MS-026, VARIATION ACD.
8. LEADS SHALL BE COPLANAR WITHIN .004 INCH.
9. EXPOSED DIE PAD SHALL BE COPLANAR WITH BOTTOM OF PACKAGE WITHIN 2 MILS (.05 MM).
10. DIMENSIONS X & Y APPLY TO EXPOSED PAD (EP) VERSIONS ONLY. SEE INDIVIDUAL PRODUCT DATASHEET TO DETERMINE IF A PRODUCT USES EXPOSED PAD PACKAGE.
11. MARKING SHOWN IS FOR PACKAGE ORIENTATION REFERENCE ONLY.

| SYMBOL | JEDEC VARIATION | |
|--------|-------------------------------|-------|
| | ALL DIMENSIONS IN MILLIMETERS | |
| | ACD-HD | |
| | MIN. | MAX. |
| A | 1.20 | 1.20 |
| A1 | 0.05 | 0.15 |
| A2 | 0.95 | 1.05 |
| D | 11.80 | 12.20 |
| D1 | 9.80 | 10.20 |
| E | 11.80 | 12.20 |
| E1 | 9.80 | 10.20 |
| L | 0.45 | 0.75 |
| N | 64 | |
| e | 0.50 BSC. | |
| b | 0.17 | 0.27 |
| b1 | 0.17 | 0.23 |
| c | 0.09 | 0.20 |
| c1 | 0.09 | 0.16 |
| X | 4.70 | 5.30 |
| Y | 4.70 | 5.30 |

-DRAWING NOT TO SCALE-

| | | | |
|---|----------------------|------|-----|
|  | | | |
| TITLE: PACKAGE OUTLINE, 64L TQFP, 10x10x1.0mm EP OPTION | | | |
| APPROVAL | DOCUMENT CONTROL NO. | REV. | 2/2 |
| | 21-0084 | C | |