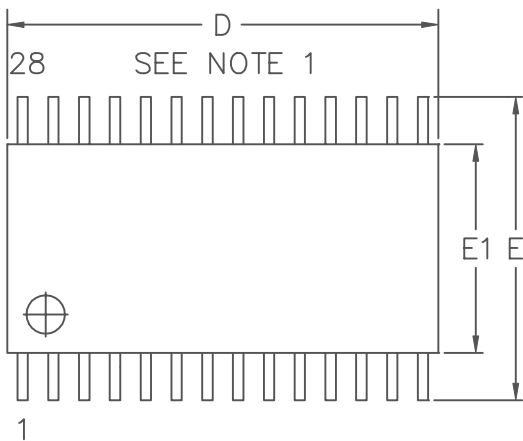
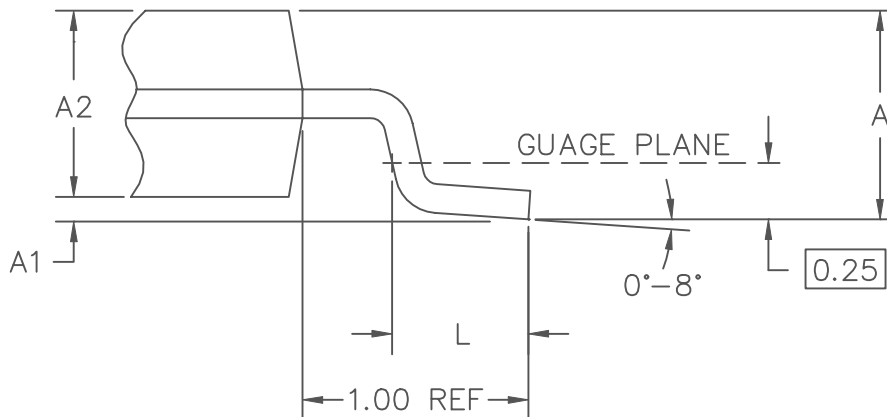
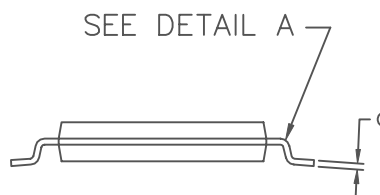
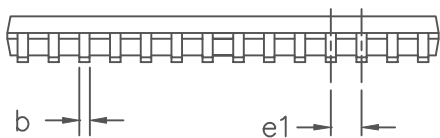


REVISIONS			
LTR	DESCRIPTION	DATE	APPROVED
A	NEW DRAWING		



NOTES:

1. DIMENSION "D" DOES NOT INCLUDE MOLD MISSMATCH, FLASH OR PROTRUSIONS. MOLD MISSMATCH, FLASH AND PROTRUSIONS SHALL NOT EXCEED 0.15 PER SIDE.
2. DIMENSION "B" DOES NOT INCLUDE DAMBAR PROTRUSION. DAMBAR PROTRUSION SHALL NOT BE LOCATED ON THE LOWER RADIUS OF THE FOOT.



DETAIL A

DIMENSIONS ARE IN MILLIMETERS

DIM	MIN	MAX
A	-	1.10
A1	0.05	-
A2	0.75	1.05
c	0.09	0.20
L	0.50	0.75
e1	0.65 BSC	
b	0.18	0.30
D	9.60	9.80
E1	4.40 BSC	
E	6.20	6.60

SIGNATURE		DATE					
DOC. CONTROL:							
ENGR. MGR:							
MFG. ENGR:							
CHECKED BY:				TITLE			
DRAWN BY: R.W.E.		8/97		MARKETING OUTLINE, 28 LD. TSSOP, 4.4 MM BODY			
DO NOT SCALE DWG.		SCALE N/A		SIZE	FSCM NO	PART NO.	REV
				A		56-G2020-001	A
				SHEET 1 OF 1			